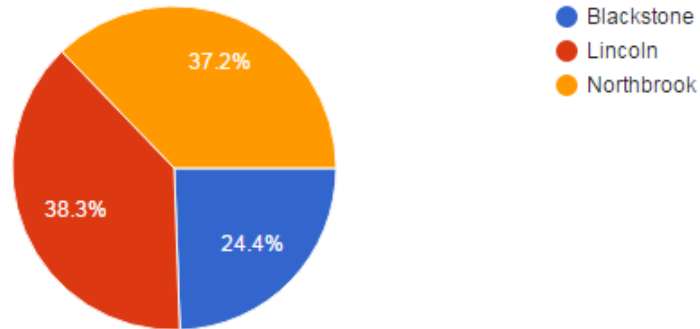


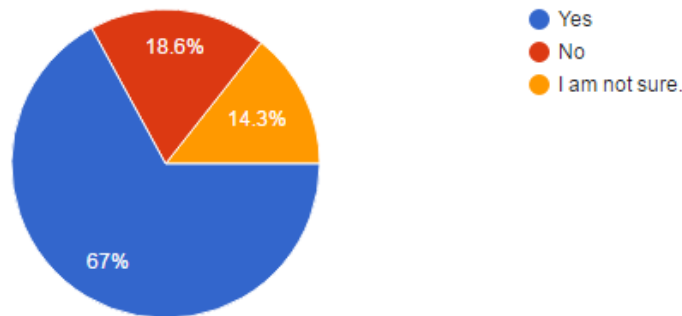
[CLICK HERE FOR FORM RESPONSES](#)

My child attends: (Please choose only one child) (446 responses)



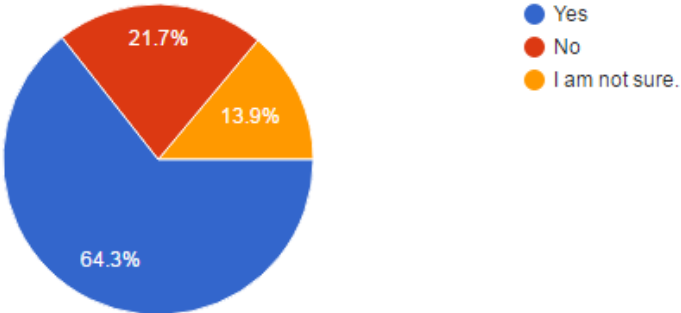
I understand the meaning or philosophy behind the Standards Based Report Cards?

(446 responses)

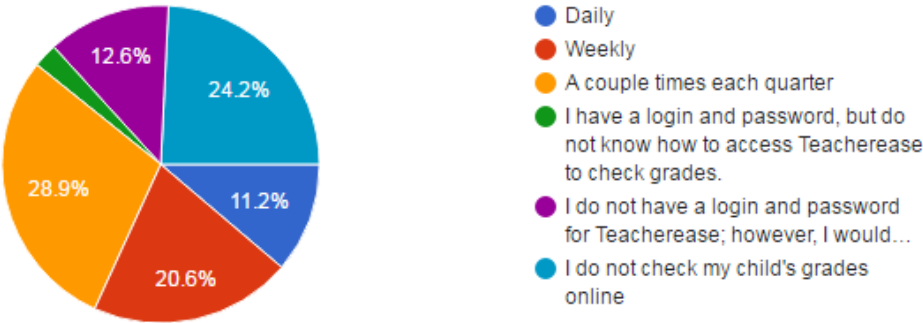


I understand the meaning or philosophy behind the Standards Based Grading System?

(446 responses)

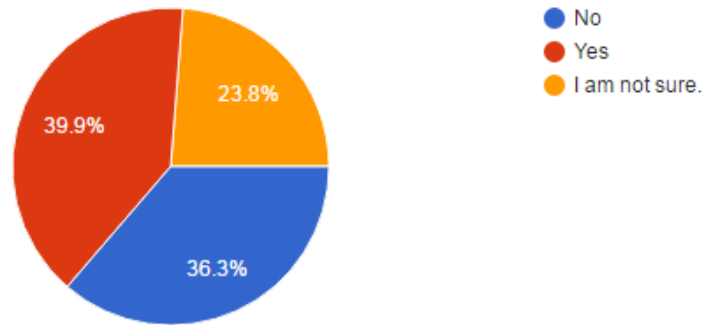


How often do you check your child's grades on Teacherease? (446 responses)



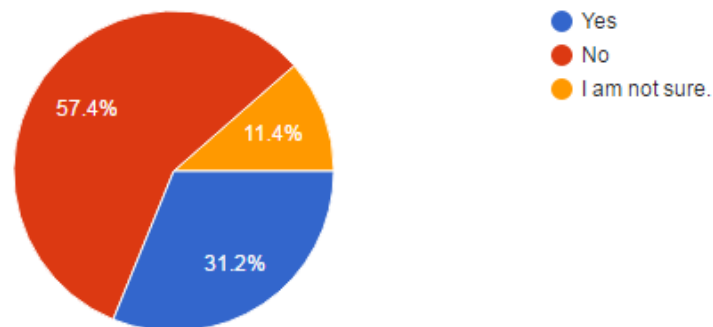
The new standards based report card format allows me to see strengths and areas of needed improvement more clearly than a traditional report card.
(Example: 5.NF.1 Add and subtract fractions and mixed numbers w/unlike denominators and 3.MD.B Represents and interprets data.)

(446 responses)



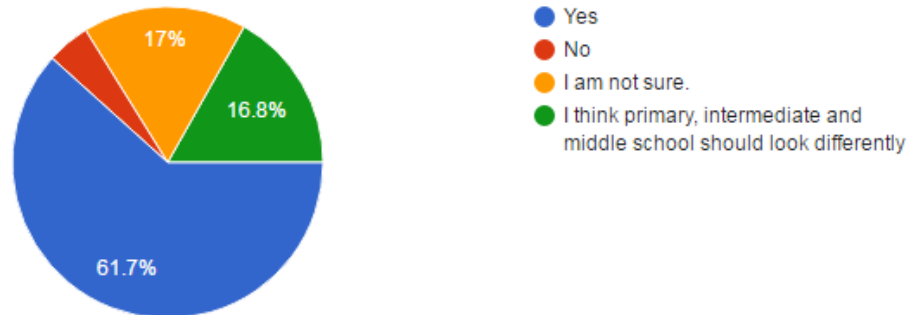
Do you agree with the percentile ranges associated with the Standards?
(Example: 5th -8th Grade: E=100-97%, M = 96-75%, P = 74-60%, and W= 59% and below.)

(446 responses)



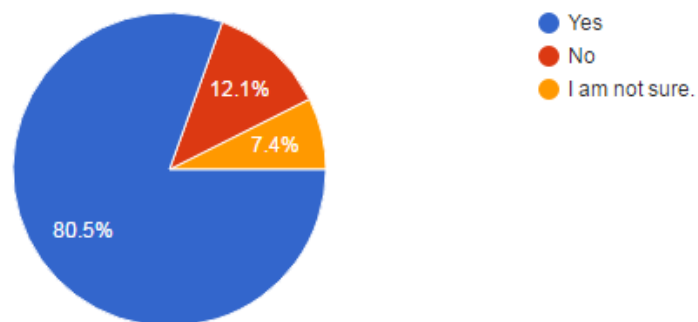
Would you like to see a more consistent grading scale used in all three buildings (same language, same grading scale, same performance letters)?

(446 responses)



Do you feel the traditional report card format provided sufficient information on your child's progress? (Ex. Reading = B, Math = C etc.)

(446 responses)



Do you feel the traditional grading system of A, B, C, D, F (grades 3-8 only), provided sufficient information on your child's progress?

(446 responses)

